


# THERMAL SAFETY VALVE SERIES VST200



ESBE thermal safety valve series VST200 prevents excess temperatures in solid fuel fired boilers in water-based closed circuit heating systems. Internally threaded inlet connection, DN20.

## OPERATION

The thermal safety valve series VST200 prevents excess temperatures in solid fuel fired boilers in water-based closed circuit heating systems, in accordance with EN12828. Heating capacities of up to a maximum of 100 kW are allowed for these systems. It is indispensable to install a thermal safety valve in systems in which the heat-generating device is equipped with a water heater.

The thermal safety valve series VST200 is a pressure-relieved single-seated valve that opens in case of rising temperature. It is controlled by means of two independent temperature transmitters. The compact temperature transmitter can be removed to facilitate the assembly of the valve. A metal hose coating prevents any damages on the capillary tubes from the sensor to the transmitter. Length of the capillary tube is 1,3m.

The thermal safety valves carry CE-marking, according to the European directive PED 2014/68/EU.

## MOUNTING

Install the thermal safety valve preferably in the cold water inlet of the safety heat exchanger. This type of installation protects the valve against impurities due to lime scale deposits or similar effects. Install the valve in the warm water outlet only in case of older boiler models where the protection is provided by an integrated potable water heater without temperature control. The boiler is indirectly cooled down by the cold water flowing into the potable water heater, which prevents the temperature from exceeding the admissible maximum of 115°C. The valve might be mounted in any position. Please pay attention to flow direction indicated with an arrow on valve body.

It is recommended to install a potable water filter in order to ensure perfect and durable functionality. Note that this is mandatory in some countries.

The warranty is not applicable when the malfunction of the valve is caused by dirt, tampering, wear or by damages caused by a non-following of our installation instructions.

## SERVICE AND MAINTENANCE

For control of its functionality the thermal safety valve might be flushed manually. In case of any dirt, it is enough to flush the sealing surface by opening the valve pushing the red button.

## TECHNICAL DATA

Operating conditions

Pressure class: \_\_\_\_\_ PN 10

Temperature, sensor: \_\_\_\_\_ max. +125°C

Function

Opening temperature: \_\_\_\_\_ 95°C ±3°C

Boiler heat capacity: \_\_\_\_\_ max. 100 kW

Length of capillary tube: \_\_\_\_\_ 1,3m

Connection - \_\_\_\_\_

Valve: \_\_\_\_\_ Internal thread (G), ISO 228/1

Immersion pocket: \_\_\_\_\_ External thread (G), ISO 228/1

Material

Valve housing and other metal parts with fluid contact:

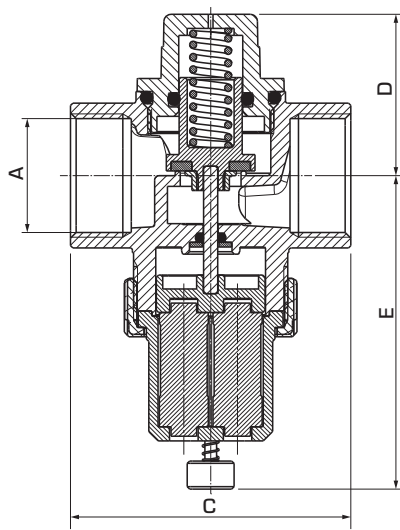
\_\_\_\_\_ Brass CW 617N - DIN 12164/5

Made for ESBE by IMT

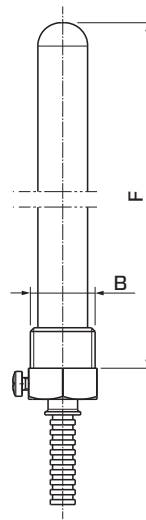
Acc. to standard EN 14597-2, VdTÜV-Merkblatt

CE PED 2014/68/EU, article 4.3 UK CA Si 2016 No. 1105

# THERMAL SAFETY VALVE SERIES VST200



Valve



Immersion pocket

## SERIES VST212, INTERNAL THREAD

Art. No.	Reference	Opening temperature [°C]	Relief capacity [m³/h] <sup>1)</sup>	DN	Connection		C	D	E	F	Weight [kg]
					A	B					
36028000	VST212	95 ± 3	1.35	20	G 3/4"	G 1/2"	60	34,5	67,1	157,5	0,654

Note 1) At 1 Bars pressure differential

## INSTALLATION EXAMPLES

