










ROTARY VALVES + ACTUATORS

ACTUATORS	Actuator series	ARA600						90				ARC300	
													
Supply voltage													
24 VAC, 3-point		●		●	●	●		●	●	●		●	
24 VAC, 3-point, Auxiliary switch				●	●			●					
24 VAC, 2-point												●	
24 V AC/DC, Proportional			●						●			●	
230 VAC, 3-point		●		●	●	●	●	●	●	●		●	
230 VAC, 3-point, Auxiliary switch		●		●	●	●	●	●	●				
230 VAC, 2-point		●	●	●			●	●				●	
230 VAC, 2-point, Auxiliary switch		●	●	●									
Running time [s]		15	30	45	60	120	240	15	60	120	240	390	150
Torque [Nm]		3	6	6	6	6	6	5	15	15	15	15	30




3-WAY VALVES

PN [bar]	T [°C]	Series	DN	Kvs [m³/h]															
6	-10 ... +110		20	12															
			25	18															
			32	28	●	●	●	●	●		●	●	●	●		●			
			40	44															
			50	60															
			65	90															
			80	150															
			100	225									●	●	●	●		●	
125	280																		
150	400																		
10	-10 ... +110		25	10	●	●	●	●	●	●	●	●	●	●					
10	-10 ... +110		15	0,4 - 4															
			20	2,5 - 6,3	●	●	●	●	●	●	● ¹⁾	● ¹⁾	● ¹⁾	● ¹⁾	● ¹⁾				
			25	6,3 - 10															
			32	16															
			40	25	●	●	●	●	●	●	● ¹⁾	● ¹⁾	● ¹⁾	● ¹⁾	● ¹⁾	● ¹⁾			
50	40																		
10	-10 ... +110		20	6,3															
			25	10	●	●	●	●	●	●	● ¹⁾	● ¹⁾	● ¹⁾	● ¹⁾	● ¹⁾				
			32	16															
			40	30	●	●	●	●	●	●	● ¹⁾	● ¹⁾	● ¹⁾	● ¹⁾	● ¹⁾	● ¹⁾			
50	40																		
10	-10 ... +110		20	13/8															
			25	17/10	●	●	●	●	●	●	● ¹⁾	● ¹⁾	● ¹⁾	● ¹⁾	● ¹⁾				
			32	32/20															
			40	45/30	●	●	●	●	●	●	● ¹⁾	● ¹⁾	● ¹⁾	● ¹⁾	● ¹⁾	● ¹⁾			
			50	65/40															
10	-10 ... +110		20	2,5 - 6,3	●	●	●	●	●	●	● ¹⁾	● ¹⁾	● ¹⁾	● ¹⁾	● ¹⁾				




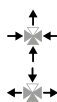
● Recommended ● Secondary alternative

¹⁾ Additional adaptor kit necessary

ROTARY VALVES + ACTUATORS

ACTUATORS	Actuator series	ARA600						90				ARC300	
													
Supply voltage													
24 VAC, 3-point		●		●	●	●		●	●	●			●
24 VAC, 3-point, Auxiliary switch				●	●			●					
24 VAC, 2-point													●
24 V AC/DC, Proportional				●						●			●
230 VAC, 3-point		●		●	●	●	●	●	●	●			●
230 VAC, 3-point, Auxiliary switch		●		●	●	●	●	●	●				
230 VAC, 2-point		●	●	●				●	●				●
230 VAC, 2-point, Auxiliary switch		●	●	●									
Running time [s]		15	30	45	60	120	240	15	60	120	240	390	150
Torque [Nm]		3	6	6	6	6	6	5	15	15	15	15	30

4-WAY VALVES

PN [bar]	T [°C]	Series	DN	Kvs [m³/h]															
6	-10 ... +110			40	44												●		
				50	60	●	●	●	●	●									
				65	90														
				80	150														
				100	225														
6	-10 ... +110			20	8	●	●	●	●	●	●	●	●	●	●	●			
10	-10 ... +110			25	8 - 10	●	●	●	●	●	●	●	●	●	●	●			
10	-10 ... +110			15	2,5														
				20	4 - 6,3	●	●	●	●	●	●	● ¹⁾	● ¹⁾	● ¹⁾	● ¹⁾	● ¹⁾	● ¹⁾		
				25	10														
				32	16														
				40	25								● ¹⁾	● ¹⁾	● ¹⁾	● ¹⁾	● ¹⁾	● ¹⁾	
10	-10 ... +110			15	2,5														
				20	4 - 6,3	●	●	●	●	●	●	● ¹⁾	● ¹⁾	● ¹⁾	● ¹⁾	● ¹⁾	● ¹⁾		
				25	10														
				32	16														
				40	30								● ¹⁾	● ¹⁾	● ¹⁾	● ¹⁾	● ¹⁾	● ¹⁾	
10	-10 ... +110			20	4	●	●	●	●	●	●	●	●	●	●	●			

● Recommended ● Secondary alternative

1) Additional adaptor kit necessary