










VANNES ROTATIVES + SERVOMOTEURS

SERVOMOTEURS	Servomoteur série	ARA600					90				ARC300		
													
Tension d'alimentation													
24 VAC, 3 points		●		●	●	●		●	●	●		●	
24 VAC, 3 points, Contact auxiliaire				●	●			●					
24 VAC, 2 points												●	
24 V AC/DC, Proportional				●					●			●	
230 VAC, 3 points		●		●	●	●	●	●	●	●		●	
230 VAC, 3 points, Contact auxiliaire		●		●	●	●	●	●	●				
230 VAC, 2 points		●	●	●			●	●				●	
230 VAC, 2 points, Contact auxiliaire		●	●	●									
Temps de course [s]		15	30	45	60	120	240	15	60	120	240	390	150
Couple [Nm]		3	6	6	6	6	6	5	15	15	15	15	30




3 VOIES VANNES

PN [bar]	T [°C]	Série	DN	Kvs [m³/h]																	
6	-10 ... +110	3F 	20	12																	
			25	18																	
			32	28	●	●	●	●	●		●	●	●	●						●	
			40	44																	
			50	60																	
			65	90																	
			80	150																	
			100	225										●	●	●	●				●
125	280																				
150	400																				
10	-10 ... +110	3HG 	25	10	●	●	●	●	●	●	●	●	●	●							
10	-10 ... +110	VRG130 	15	0,4 - 4																	
			20	2,5 - 6,3	●	●	●	●	●	●	●	1)	1)	1)	1)	1)					
			25	6,3 - 10																	
			32	16																	
			40	25	●	●	●	●	●	●	●	1)	1)	1)	1)	1)					
50	40																				
10	-10 ... +110	VRG230 	20	6,3																	
			25	10	●	●	●	●	●	●	●	1)	1)	1)	1)	1)					
			32	16																	
			40	30	●	●	●	●	●	●	●	1)	1)	1)	1)	1)					
50	40																				
10	-10 ... +110	VRG330 	20	13/8																	
			25	17/10	●	●	●	●	●	●	●	1)	1)	1)	1)	1)					
			32	32/20																	
			40	45/30	●	●	●	●	●	●	●	1)	1)	1)	1)	1)					
			50	65/40																	
10	-10 ... +110	VRH130 	20	2,5 - 6,3	●	●	●	●	●	●	●	1)	1)	1)	1)	1)					

● Recommandé ● Choix secondaire

1) Kit d'adaptation supplémentaire nécessaire

VANNES ROTATIVES + SERVOMOTEURS

SERVOMOTEURS	Servomoteur série	ARA600						90				ARC300	
													
Tension d'alimentation													
24 VAC, 3 points		●		●	●	●		●	●	●		●	
24 VAC, 3 points, Contact auxiliaire				●	●			●					
24 VAC, 2 points												●	
24 V AC/DC, Proportional				●						●		●	
230 VAC, 3 points		●		●	●	●	●	●	●	●		●	
230 VAC, 3 points, Contact auxiliaire		●		●	●	●	●	●	●				
230 VAC, 2 points		●	●	●			●	●				●	
230 VAC, 2 points, Contact auxiliaire		●	●	●									
Temps de course [s]		15	30	45	60	120	240	15	60	120	240	390	150
Couple [Nm]		3	6	6	6	6	6	5	15	15	15	15	30

4 VOIES VANNES

PN [bar]	T [°C]	Série	DN	Kvs [m³/h]																	
6	-10 ... +110		40 50 65 80 100	44 60 90 150 225	●	●	●	●	●		●	●	●	●	●		●				
6	-10 ... +110		20	8	●	●	●	●	●	●	●	●	●	●							
10	-10 ... +110		25	8 - 10	●	●	●	●	●	●	●	●	●	●							
10	-10 ... +110		15 20 25 32 40 50	2,5 4 - 6,3 10 16 25 40	●	●	●	●	●	●	● ¹⁾	● ¹⁾	● ¹⁾	● ¹⁾	● ¹⁾						
10	-10 ... +110		15 20 25 32 40 50	2,5 4 - 6,3 10 16 30 40	●	●	●	●	●	●	● ¹⁾	● ¹⁾	● ¹⁾	● ¹⁾	● ¹⁾						
10	-10 ... +110		20	4	●	●	●	●	●	●	● ¹⁾	● ¹⁾	● ¹⁾	● ¹⁾	● ¹⁾						

● Recommandé ● Choix secondaire

1) Kit d'adaptation supplémentaire nécessaire