

CONTROLLERS

CONTROLLER SERIES CUA100

ESBE series CUA100 is a dual function controller, capable of both constant flow temperature control and indoor sensor based regulation. It may be used with most 3-point, 24 VAC actuator, such as an ESBE series ARA600 or series 90. The control unit can be connected to the room display unit by cable. Settings are done via a room display unit with integrated indoor sensor.

OPERATION

The ESBE series CUA100 may be used both for constant flow temperature control and indoor sensor based regulation. The controller consists of two main parts:

- room display unit in modern design, which contains the indoor temperature sensor and in which the day-to-day climate adjustments are set
- control unit, equipped with a flow pipe sensor with 1,5m cable. The control unit can be connected to the room display unit by cable.

For maximum flexibility the controller may be used with most 24 VAC actuators with 3-point control (actuator not included in product). Temperature setting is done by an easy-to-use display unit. As constant flow temperature control it can be set within the range of 5 – 95 °C.

MOUNTING

Power supply by 230 VAC adapter (complete with transformer and cable).

Control unit for easy mounting on wall etc near the actuator, well suited for applications where the actual valve and actuator is located in a hard-to-reach position.

Flow pipe sensor with 1,5m cable included (longer cable available as accessory). The sensor must be carefully insulated from the ambient temperature.

OPTIONAL EQUIPMENT

Art. No.

17053100 _____ Flow pipe sensor, 5m cable



SUITABLE ACTUATORS

- Series ARA600
- Series 90

TECHNICAL DATA

Ambient temperature: _____ max. +55°C
_____ min. -5°C

Temperature range:

- Flow pipe sensor _____ +5 to +95°C
- Room sensor _____ +5 to +30°C

Enclosure rating - Control box: _____ IP54
- Room display unit: _____ IP20

Protection class: _____ II

Power supply: _____ 230 ± 10% VAC, 50 Hz

Power consumption, 230 VAC: _____ 10 VA

Running time, recommended: _____ 120s (15 – 240s)

ErP Temperature controls class: _____ IV

Energy efficiency contribution: _____ 2%

Weight: _____ 0,8 kg

Room display unit cable: _____ 20m

Max. allowed power consumption of actuator
with 230 VAC adapter: _____ 4 VA

Output voltage: _____ 3-point, 24 VAC

CE LVD 2014/35/EU
EMC 2014/30/EU
RoHS3 2015/863/EU
RED 2014/53/EU

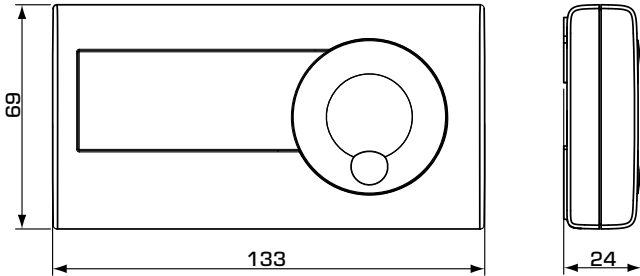
UK SI 2016 No. 1101
CA SI 2016 No. 1091
SI 2012 No. 3032
SI 2017 No. 1206

WIRING

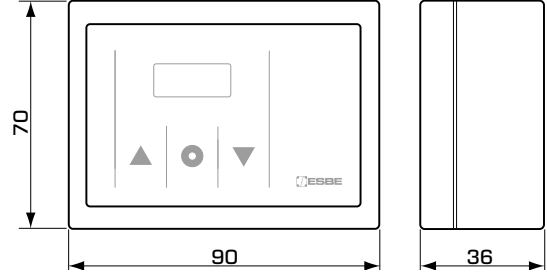
Please see the Installation Instruction

CONTROLLERS

CONTROLLER SERIES CUA100



Installation dimensions for Room display unit



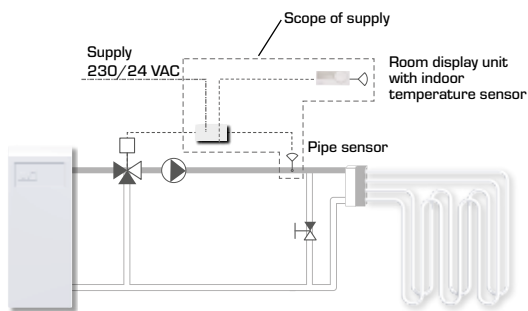
Installation dimensions for Control box

SERIES CUA100

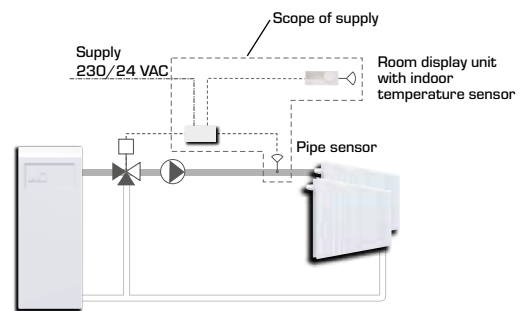
Art. No.	Reference	Voltage [V AC]	Temp. range	Room display unit	Note
12640100	CUA111	230	5-95°C	Cable	Without internal timer

INSTALLATION EXAMPLES

1 ROOM TEMPERATURE CONTROL



3 ROOM TEMPERATURE CONTROL



2 CONSTANT TEMPERATURE CONTROL

