



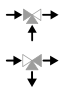

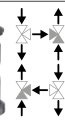










VALVOLE E ATTUATORI ROTATIVE

ATTUATORI	Attuatori serie	ARA600					90				ARC300		
Tensione di alimentazione													
24 VAC, 3 punti		●		●	●	●		●	●	●		●	
24 VAC, 3 punti, Interruttore ausiliario				●	●			●					
24 VAC, 2 punti												●	
24 V AC/DC, Proporzionale				●					●			●	
230 VAC, 3 punti		●		●	●	●	●	●	●	●		●	
230 VAC, 3 punti, Interruttore ausiliario		●		●	●	●	●	●	●				
230 VAC, 2 punti		●	●	●			●	●				●	
230 VAC, 2 punti, Interruttore ausiliario		●	●	●									
Tempo di rotazione [s]		15	30	45	60	120	240	15	60	120	240	390	150
Coppia [Nm]		3	6	6	6	6	6	5	15	15	15	15	30




3 VIE VALVOLE

PN [bar]	T [°C]	Serie	DN	Kvs [m³/h]																		
6	-10 ... +110		 3F	20	12																	
				25	18																	
				32	28	●	●	●	●	●		●	●	●	●						●	
				40	44																	
				50	60																	
				65	90																	
				80	150																	
				100	225																	●
			125	280																		
			150	400															●			
10	-10 ... +110		 3HG	25	10	●	●	●	●	●	●	●	●	●	●	●	●	●	●			
10	-10 ... +110		 VRG130	15	0,4 - 4																	
				20	2,5 - 6,3	●	●	●	●	●	●	●	●	●	●	●	●	●	●	●	●	
				25	6,3 - 10																	
				32	16																	
				40	25	●	●	●	●	●	●	●	●	●	●	●	●	●	●	●	●	●
			50	40																		
10	-10 ... +110		 VRG230	20	6,3																	
				25	10	●	●	●	●	●	●	●	●	●	●	●	●	●	●	●	●	
				32	16																	
				40	30	●	●	●	●	●	●	●	●	●	●	●	●	●	●	●	●	●
			50	40																		
10	-10 ... +110		 VRG330	20	13/8																	
				25	17/10	●	●	●	●	●	●	●	●	●	●	●	●	●	●	●	●	
				32	32/20																	
				40	45/30																	
				50	65/40	●	●	●	●	●	●	●	●	●	●	●	●	●	●	●	●	●
10	-10 ... +110		 VRH130	20	2,5 - 6,3	●	●	●	●	●	●	●	●	●	●	●	●	●	●			


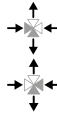




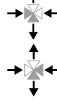

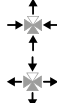

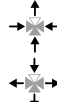
● Scelta consigliata ● Alternativa

1) Kit adattatori aggiuntivi necessari

VALVOLE E ATTUATORI ROTATIVE

ATTUATORI	Attuatori serie	ARA600						90				ARC300	
Tensione di alimentazione													
24 VAC, 3 punti		●		●	●	●		●	●	●		●	
24 VAC, 3 punti, Interruttore ausiliario				●	●			●					
24 VAC, 2 punti												●	
24 V AC/DC, Proporzionale				●					●			●	
230 VAC, 3 punti		●		●	●	●	●	●	●	●		●	
230 VAC, 3 punti, Interruttore ausiliario		●		●	●	●	●	●	●				
230 VAC, 2 punti		●	●	●			●	●				●	
230 VAC, 2 punti, Interruttore ausiliario		●	●	●									
Tempo di rotazione [s]		15	30	45	60	120	240	15	60	120	240	390	150
Coppia [Nm]		3	6	6	6	6	6	5	15	15	15	15	30

4 VIE VALVOLE

PN [bar]	T [°C]	Serie	DN	Kvs [m³/h]																
6	-10 ... +110	4F 		40	44														●	
				50	60	●	●	●	●	●										
				65	90															
				80	150															
				100	225															
6	-10 ... +110	T 		20	8	●	●	●	●	●	●	●	●	●	●	●	●			
10	-10 ... +110	4HG 		25	8 - 10	●	●	●	●	●	●	●	●	●	●	●	●			
10	-10 ... +110	VRG140 		15	2,5															
				20	4 - 6,3	●	●	●	●	●	●	●	● ¹⁾	● ¹⁾	● ¹⁾	● ¹⁾	● ¹⁾	● ¹⁾	● ¹⁾	
				25	10															
				32	16															
				40	25									● ¹⁾	● ¹⁾	● ¹⁾	● ¹⁾	● ¹⁾	● ¹⁾	● ¹⁾
50	40																			
10	-10 ... +110	VRB140 		15	2,5															
				20	4 - 6,3	●	●	●	●	●	●	●	● ¹⁾	● ¹⁾	● ¹⁾	● ¹⁾	● ¹⁾	● ¹⁾	● ¹⁾	● ¹⁾
				25	10															
				32	16															
				40	30									● ¹⁾	● ¹⁾	● ¹⁾	● ¹⁾	● ¹⁾	● ¹⁾	● ¹⁾
50	40																			
10	-10 ... +110	VRB240 		20	4	●	●	●	●	●	●	●	●	●	●	●	●			

● Scelta consigliata ● Alternativa

1) Kit adattatori addizionali necessari