

THERMOSTATIC CONTROL UNITS

CIRCULATION SET SERIES VTR300, VTR500

The ESBE circulation set series VTR300 and VTR500 offers an easy installation of HWC (hot water circulation). With non-return valves and all needed connections included, the installer can rest assured that the installation is made not only faster but also with guaranteed performance. The VTR300 and VTR500 comes with a custom tailored insulation shell to prevent any unnecessary heat losses, especially important in HWC systems.

OPERATION

The Circulation Set offers instantly available hot water, scald protection and comfort in a compact and efficient way. Using only thermostatic components (non-electrical) the unit is completely independent and provides very easy installation, with connections and check valves included.

If a hot water circulation system is not properly insulated, energy may be lost as heat radiation occurs continuously from uninsulated pipes and fittings. VTR300/VTR500 comes with an insulation that is easy to assemble and which can be opened and re-assembled without loss of function.

Insulation is also a safety feature to prevent burn injuries.

FUNCTION

To get access to hot-water at a tap without waiting, an HWC-pipe with circulation pump should be installed and each tap connected to the HWC-pipe. The recirculation can be built up in several different ways where the challenge is to ensure that the correct temperature is available at the tap without losing energy. If the system is installed incorrectly the stratification in the accumulation tank can be lost.

To simplify for the installer to make the installation correctly the ESBE VTR300/VTR500 has all components needed included. Just connect the Circulation Set to the tank and the HWC-circuit.

MEDIA

This product is designed to be used in Fresh water / Potable water systems.



VTR300
External thread



VTR500
External thread

VALVES ARE DESIGNED FOR

Series	Temperature range					Application
	20 - 43°C	30 - 70°C	35 - 60°C	45 - 65°C	50 - 75°C	
VTR320			●	●	●	Potable water, in line
VTR520				●	●	
VTR320						Potable water, point of use
VTR520						
VTR320				●	●	Solar heating*
VTR520				●	●	
VTR320						Cooling
VTR520						
VTR320						Floor heating
VTR520						

● recommended ○ secondary alternative * continuous circulation required

TECHNICAL DATA

Pressure class: _____ PN 10
 Working pressure: _____ 1,0 MPa (10 bar)
 Differential pressure: _____ Mixing, max. 0,3 MPa (3 bar)
 Media temperature: _____ max. 95°C
 Temperature stability - VTR300: _____ ± 2°C*
 - VTR500: _____ ± 4°C**
 Connection: _____ External thread (R), EN 10226-1

* Valid at unchanged hot/cold water pressure, minimum flow rate 4 l/min. Minimum temperature difference between hot water inlet and mixed water outlet 10°C.

** Valid at unchanged hot/cold water pressure, minimum flow rate 9 l/min. Minimum temperature difference between hot water inlet and mixed water outlet 10°C.

Material

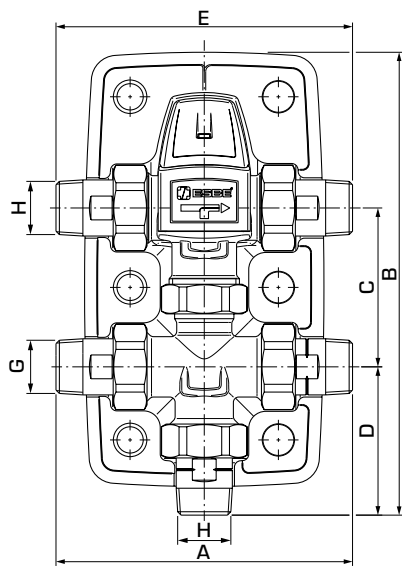
Valve housing and other metal parts with fluid contact:
 _____ Dezincification resistant brass, DZR

PED 2014/68/EU, article 4.3 / SI 2016 No. 1105 (UK)

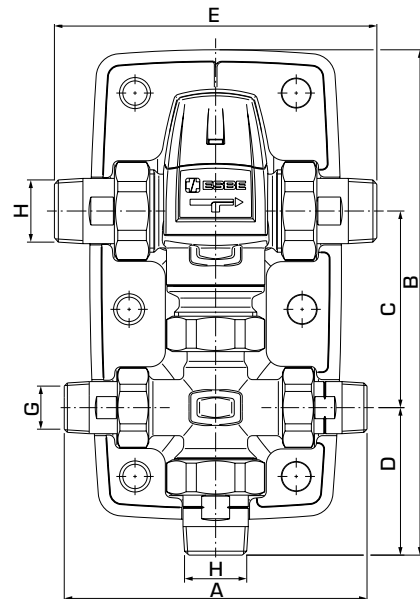
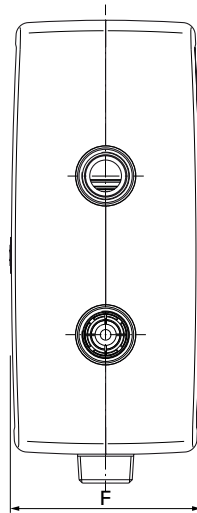
Pressure Equipment in conformity with PED 2014/68/EU, article 4.3 and Pressure Equipment (Safety) Regulations 2016, (sound engineering practice). According to the directive/regulation the equipment shall not carry any CE or UKCA mark.

CIRCULATION SET

SERIES VTR300, VTR500



VTR320



VTR520

SERIES VTR320, EXTERNAL THREAD

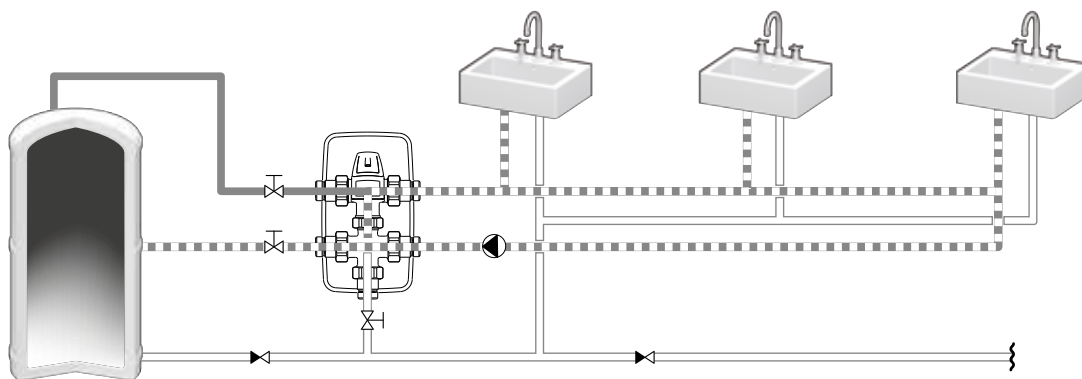
Art. No.	Reference	Temp. range	Kvs*	Connection		A	B	C	D	E	F	Weight [kg]	Note
				G	H								
31400100	VTR322	35-60°C	1,6	R 3/4"	R 3/4"	140	219	75	70	140	90	1,45	
31400200		45-65°C											
31400300		50-75°C											

SERIES VTR520, EXTERNAL THREAD

Art. No.	Reference	Temp. range	Kvs*	Connection		A	B	C	D	E	F	Weight [kg]	Note
				G	H								
31400400	VTR522	45-65°C	3,5	R 3/4"	R 1"	154	257	100	75	164	100	2,2	
31400500		50-75°C											

* Kvs-value in m³/h at a pressure drop of 1 bar.

INSTALLATION EXAMPLES



The shown applications are only examples of product use!
Before using the product in any application, the regional and national regulations need to be checked.

CIRCULATION SET

SERIES VTR300, VTR500

DIMENSIONING OF DOMESTIC WATER APPLICATIONS

The Circulation Set can be dimensioned according to the number of households in the house or the number of showers in, for example sports centers.

RECOMMENDED KVS-VALUES

Typical households ¹⁾	
Kvs	Quantity*
1.6	2
3.5	6

* Number of households in the house or the number of showers in, for example sports centers.

¹⁾ A typical household consist of bath, shower, kitchen sink and washbasin with a design flow evaluated from probability curve with a supply pressure >300kPa (3 bar)

CAPACITY DIAGRAM

