

MIXING VALVE SERIES VRH130

Series VRH130 is a compact, flexible, low leakage mixing valve designed for installations where space is limited, and is made of high performance brass alloy, PN10. Available with pump flange in combination with external thread connections in DN20.

OPERATION

ESBE mixing valves series VRH130 is a compact, flexible, low leakage mixing valve in H-configuration designed for installations where space is limited, made of high performance brass alloy, allowing use in heating and cooling installations. Radiator circuit connections with pump flange and boiler connections are included, and the water ways could be exchanged according to the need of the system.

The H-configuration is flexible in width in a range of 90-125mm allowing adapting to the most common parallel piping configurations, and it includes a standard T-piece connection seated on the return side, and a rotary mixing valve always located on the feed line to secure a controlled temperature level.

For easy manual operation the valves are equipped with non-slip knobs and end stops for an operation angle of 90°. The valve position scales can be turned over and rotated, allowing many different mounting positions.

Together with the ESBE Actuators the H-Valve are also easily automated and have extraordinary regulation accuracy thanks to the unique valve-to-actuator interface. For more advanced control functions, the ESBE controllers allows even more applications.

ESBE VRH130 is available in the dimension DN20 with pump flange PF1 1/2" and external thread G 1 1/2". Fixed on T-piece on return side and flexible on the mixing valve, to guarantee a flexible change of feed and return line.



VRH130
Flexible configuration 90-125 mm

VALVE VRH130 DESIGNED FOR

- Heating
- Solar heating
- Comfort cooling
- Ventilation
- Floor heating

SUITABLE ACTUATORS AND CONTROLLERS

- Series ARA600
- Series CRA210, CRA120*
- Series 90*
- Series CRB210, CRB220
- Series CRC210, CRC120*
- Series CRD220
- Series CRK210

* Adaptor kit necessary, see product page

TECHNICAL DATA

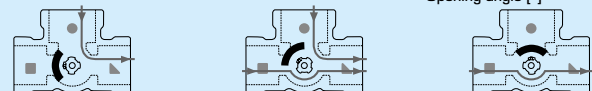
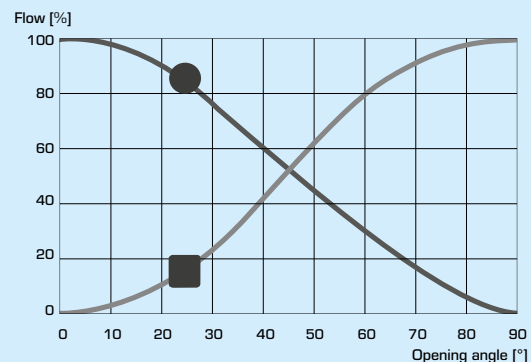
Pressure class: _____ PN 10
 Media temperature: _____ max. (continuously) 110°C
 _____ max. (temporarily) 130°C
 _____ min. - 10°C
 Torque (at nominal pressure): _____ < 3 Nm
 Leakrate in % of flow*: _____ Mixing, < 0,05%
 _____ Diverting, < 0,02%
 Working pressure: _____ 1 MPa (10 bar)
 Max. differential pressure drop: _____ Mixing, 100 kPa (1 bar)
 _____ Diverting, 200 kPa (2 bar)
 Close off pressure: _____ 200 kPa (2 bar)
 Rangeability Kv/Kv^{min}, A-AB: _____ 100
 Connections: _____ External thread, ISO 228/1
 Media: _____ Heating water (in accordance with VDI2035)
 _____ Water / Glycol mixtures, max. 50%
 _____ Water / Ethanol mixtures, max. 28%
 * Differential pressure 100kPa (1 bar)

Material

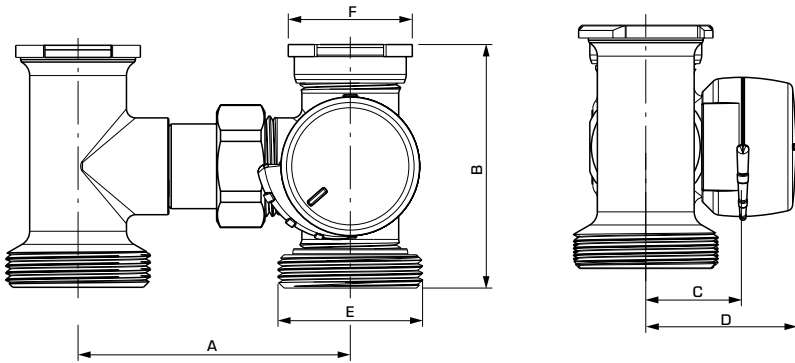
Valve body, T-piece, connectors: _____ Dezincification resistant brass, DZR
 Slide shoe: _____ Abrasion resistant brass
 Shaft and bushing: _____ PPS composite
 O-rings: _____ EPDM

PED 2014/68/EU, article 4.3 / SI 2016 No. 1105 (UK)

VALVE CHARACTERISTICS



MIXING VALVE SERIES VRH130

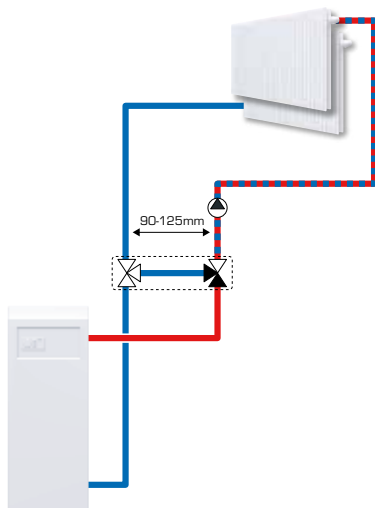


SERIES VRH139, PUMP FLANGE AND EXTERNAL THREAD

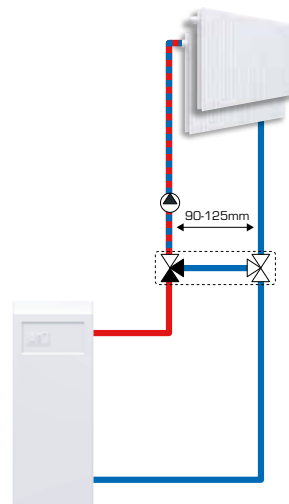
Art. No.	Reference	DN	Kvs*	Connection		A	B	C	D	Weight [kg]	Note
				E	F						
11720100	VRH139	20	2.5	G 1 1/2"	PF 1 1/2"	90 - 125	80	32	50	1,20	
11720200			4								
11720300			6.3								

*Kvs-value in m³/h at a pressure drop of 1 bar. Flow chart, see product catalogue.

INSTALLATION EXAMPLES



Feed line, right hand side



Feed line, left hand side